

God's Kingdom

What Will Grow?

Draw what you think the seed will become as it grows.



Sunflower

Acorn


Pumpkin Seed

Mustard Seed

God's Kingdom

Grow as You Go

Find the correct path to move from Start to Finish.







Ingredients

1/2 cup flour
2 tablespoons salt
2 tablespoons baking powder (if not using self-rising flour)
water to make a paste (1/3 cup of water plus 1 tablespoon)
food coloring



Directions

- Mix all ingredients until you have a nice paste (not too thick).
 - Divide the paste into the number of colors you will be using.
 - Add food coloring to create the desired color.
 - Put the paint into squeeze bottles.
 - Let the children squeeze the bottles to create designs and to paint.
- 



CELEBRATE WONDER™ Community Salad

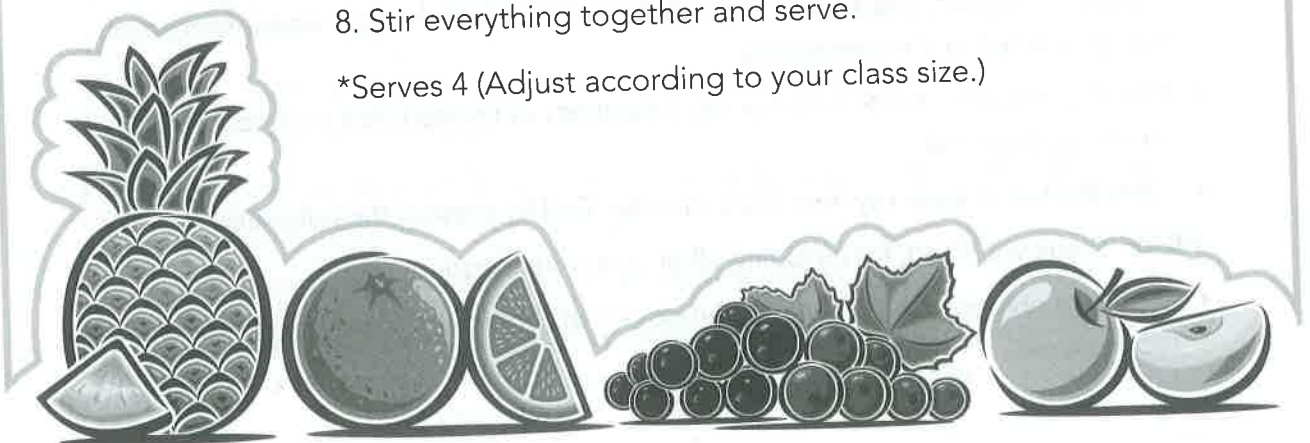
Ingredients

- ½ fresh pineapple (cut into bite-sized pieces)
- 1 red apple (cut into slices)
- 2 oranges
- 10 green seedless grapes
- 10 red seedless grapes
- 4 cups strawberry yogurt

Steps

1. Add the pineapple pieces to the serving bowl.
2. Cut the red apple slices into smaller pieces.
3. Cut the orange sections into smaller pieces.
4. Cut the green grapes in half.
5. Cut the red grapes in half.
6. Put all the fruit into the serving bowl.
7. Pour the strawberry yogurt over the fruit.
8. Stir everything together and serve.

*Serves 4 (Adjust according to your class size.)



God's Kingdom

Seed and Plant Matchup

Instructions

Match each plant to the seed it grew from.

