

Pentecost

Pentecost Spinner

CELEBRATE
WONDER
Session 12 • Ages 3-5




Instructions

1. Carefully punch out the spinner.
2. Carefully separate the perforations inside the spinner to create one long spiral.
3. Use a hole punch to make a hole in the center end "tip" of the spinner.
4. To hang the spinner, tie a piece of yarn or ribbon through the hole.

CELEBRATE WONDER™ Many Languages

Match each language to the word for *worship* in that language.

- | | | | |
|----------|---------|--------------|------------|
| English | | anbetung | |
| | Spanish | | yerkrpagel |
| Latin | | rendir culto | |
| | French | | ibada |
| Greek | | culte | |
| | German | aanbidden | worship |
| Dutch | Swahili | | |
| | | latreía | |
| Armenian | | | cultum |



The Church Grows

Find the Church Words

Find all the words in the puzzle. Some words go across, some go down, and some go diagonally.

G	Z	K	L	F	B	G	T	D	E	C	F	H	L	K
F	C	U	L	X	W	B	Y	Z	B	Y	H	W	Q	E
U	A	D	Z	O	L	M	I	G	A	N	M	M	N	S
S	T	A	V	P	O	G	N	A	R	J	E	W	S	T
R	A	M	O	C	R	D	R	G	N	E	F	D	F	S
H	R	A	U	L	D	I	P	I	A	D	E	M	P	B
L	S	S	S	Y	M	S	C	Q	B	U	C	K	V	W
D	U	C	G	Z	B	C	E	M	A	D	E	M	A	H
T	S	U	O	I	F	I	D	I	S	U	I	D	F	A
B	U	S	D	S	I	P	N	P	R	P	W	K	I	C
J	E	R	U	S	A	L	E	M	V	E	A	W	D	H
W	S	O	R	I	H	E	B	G	S	Z	T	U	D	U
K	K	H	O	L	Y	S	P	I	R	I	T	U	L	R
T	C	A	E	S	A	R	E	A	A	E	U	P	S	C
G	P	L	Q	O	P	J	P	K	X	H	U	E	K	H



Saul
Paul
Jerusalem
Damascus
Disciples



Barnabas
Caesarea
Tarsus
Greek
Jews




Lord
God
Church
Holy Spirit



Pentecost

Pentecost Picture

Use the key at the bottom to color and discover a picture.



- 1 RED
- 2 ORANGE
- 3 GOLD
- 4 YELLOW
- 5 GREEN
- 6 BLUE
- 7 PURPLE

Pentecost

The Holy Spirit for Everyone

Disciple 1: Hi! We are some of Jesus' disciples.

Disciple 2: You may have heard of us.

Disciple 3: We traveled with Jesus.

Disciple 4: Jesus was amazing!

Disciple 5: He taught us a lot about God.

Disciple 6: He taught us how we should treat people.

Disciple 7: And take care of people.

Disciple 8: And love them!

Disciple 9: Jesus appeared to us several times after being raised from the dead.

Disciple 10: Before Jesus left, he told us to wait in Jerusalem for the Spirit that God promised to send.

Disciple 11: We waited.

Disciple 12: And waited.

Disciple 5: And waited.

Disciple 1: And waited.

Disciple 6: Then it was Pentecost, so we started celebrating. Pentecost is also known as the Feast of Weeks.

Disciple 4: And that's when it happened!

Disciple 12: The Holy Spirit arrived!

Disciple 10: There was a sound like a fierce howling wind.

Disciple 11: And it looked a like flame of fire was coming down on each of us.

Disciple 7: We all looked a little silly with flames over our heads!

Disciple 3: We all were filled with the Holy Spirit and began to tell everyone about God.

Disciple 11: All of the noise and excitement caught people's attention, and a crowd gathered around us to listen.

Disciple 2: It was really strange because we all were talking in different languages.

Disciple 9: And the people listening heard us speaking in their own languages.

Disciple 8: It was amazing!

Disciple 6: Then Peter started preaching.

Disciple 1: He couldn't help himself. He just wanted everyone to know the good news.

Disciple 5: Peter told them about God sending Jesus and how Jesus taught us how God wants us to live.

Disciple 10: After Peter spoke, we baptized a lot of people.

Disciple 4: Three thousand people were baptized on that day.

Disciple 8: And they all received the Holy Spirit too.

All Disciples: The Holy Spirit is for everyone!

Practice Painting

Decide if you would like to paint wind, flame, or both in one painting.

Choose the colors you would like, and use the droppers to apply a few drops to your sheet of paper.

You may mix colors to make other colors (such as red and yellow to make orange).

Practice painting by using your straw to blow the colors around on the paper to create an image of wind or an image of flame. (Remember, there is no right or wrong way to paint.)

Your breath controls the movement of the color on the page. You may want to move your head like a writing instrument.

Experiment with controlling your breath. Try blowing the paint fast and then slow.


Try a second painting on another sheet of paper, if there is time.


Final Painting

Once you have gotten the hang of painting with the straw, paint on your flat canvas.

Set the canvas aside to dry.

When the paint is dry, take your canvas home to hang on your wall.






The Church Grows

Learning About Saul

Look up Acts 9:26-31 in your Bible to help you fill in the crossword puzzle.



Across

1. What other disciples didn't believe Saul was
3. The person who spoke up for Saul
5. Place where the story begins
9. What God did for the church in this Scripture

Down

2. Word used to describe how Saul preached in the name of the Lord
4. What happened to the number of Christians in the Scripture
6. How the other disciples felt about Saul at first
7. Where the family of believers sent Saul after he got into conflicts in the community
8. Language spoken by a group of Jews Saul got into conflicts with

The Church Grows

Journal About Saul

Respond to the journaling prompt below.

Saul was clearly an imperfect person. Why do you think God uses imperfect people to serve and do God's work?

Pentecost

How Everyone Heard About God

For each pair of words, write in the box the letter that is in both words. When all the boxes are filled, read down the boxes to discover how the people who gathered in Jerusalem for Pentecost heard the Spirit-filled apostles speaking.

Everyone heard them speaking in their ...

Open

Gnats

Engage

Tractor

Ethical

Trout

Logic

Inquisitive

Even

Volts

Bend

Special

Elephant

Lowly

Infant

Collage

Incur

Notable

Lugging

Grasp

Suddenly

Uptick

Overrated

Apply

Ungrateful

Wigs

Planned

Exits

Motions

Usher

Pentecost

Special Day

Color in each shape containing a dot to reveal the reason Pentecost is a special day for the church.

